

Coal extraction data

Richard Heede
 Climate Mitigation Services
 File started: 11 January 2005
 Last modified: March 2013

RWE, Germany

www.rwe.com Dortmund

yellow column indicates original reported units

Production / Extraction data

Year	Lignite		Hard Coal		Total Coal	
	Gross production	Gross production	Gross production	Gross production	Gross production	Gross production
	Million tons/yr	Million tonnes/yr	Million tons/yr	Million tonnes/yr	Million tons/yr	Million tonnes/yr

Founded in Essen in 1898 as Rheinisch-Westfälisches Elektrizitätswerk Aktiengesellschaft

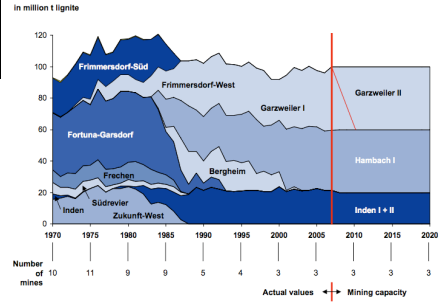


Production data not available prior to 1965.

- 150
- 151
- 152
- 153
- 154
- 155
- 156
- 157
- 158
- 159
- 160
- 161
- 162
- 163
- 164
- 165
- 166
- 167
- 168
- 169
- 170
- 171
- 172
- 173
- 174
- 175
- 176
- 177
- 178
- 179
- 180
- 181
- 182
- 183
- 184
- 185
- 186
- 187
- 188
- 189
- 190
- 191
- 192
- 193
- 194
- 195
- 196
- 197
- 198
- 199
- 200
- 2001
- 2002
- 2003
- 2004
- 2005
- 2006
- 2007
- 2008
- 2009
- 2010


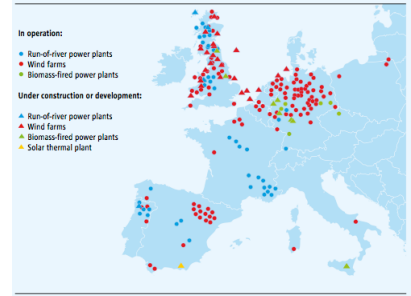
80				87.9	80
84				92.5	84
83				91.5	83
90				99.2	90
93				102.4	93
94				103.6	94
91				100.3	91
94				103.6	94
104				114.6	104
110				121.3	110
108				119.0	108
110				121.3	110
110				121.3	110
108				119.0	108
117				129.0	117
117				129.0	117
119				131.2	119
116				127.9	116
116				127.9	116
120				132.3	120
115				126.8	115
112				123.5	112
106				116.8	106
103				113.5	103
104				114.6	104
103				113.5	103
106				116.8	106
109				120.2	109
101				111.3	101
100				110.2	100
100				110.2	100
102				112.4	102
98				108.0	98
94				103.6	94
93				102.5	93
94				103.6	94
96				105.8	96
98				108.0	98
98				108.0	98
100				110.2	100
99				109.1	99
98				108.0	98
113		12.9		124.6	113
108		12.1		118.5	108
102		9.6		112.3	102
102		11.5		112.4	102
4,671				5,199	4,717

RWE Lignite Production in the Rhenish Mining Area



RWE Facts & Figures 2008, page 200.

OUR RENEWABLE ENERGY PROJECTS



RWE (2011) Annual Report 2010, introduction.

1 cubic meter = 35.314667 cf CMS has data for 2007 only, and does not list RWE on Oil & Gas worksheets

RWE gas prod billion cf	RWE oil prod million bbl	RWE gas prod million BOE
233.1	17	37
240.1		
215.4	million m^3 gas	million m^3 oil
314.3	2786	2266

gas prodn not added to RWE CO2 footprint

Total	-	4,671	-	-	5,199	4,717	1,003
Coal Types:	Lignite:	89.14%	Bituminous:	10.86%	Metallurg./Anthrac.:	0.00%	100.00%
			2007-2010 subtotal:		424.4	million tonnes	

Cell: D11**Comment:** Rick Heede:

Coal production by coal mining companies and state-owned enterprises, including subsidiaries of oil and gas companies.

Coal types produced are not ordinarily reported by coal operators (except for metallurgical coal). We distinguish, where possible and reasonably well known, between hard (bituminous and subbituminous) and soft (lignite or peat) coals, especially for the larger companies operating in regions such as Australia and India where soft coals are predominant. Soft coals have lower carbon content per tonne than do hard coals.

Cell: E31**Comment:** Rick Heede:

Coal production from Rheinische Westfälisches Electrizatatswerk (RWE) (1967) Annual Report, p. 96. Data is for 1965/1966 and 1966/1967. Referred to as brown coal or lignite.

Cell: E36**Comment:** Rick Heede:

Lignite production 1970-2004 from RWE (2005) Facts and Figures 2005, p. 244. These production "data" are estimated from a linedrawing, not a statistical table, hence inaccuracies of 1-3 million tonnes per year (or ~+/- 1-3 percent) should be expected. This publication does not report any hard coal production.

Cell: E70**Comment:** Rick Heede:

RWE Facts & Figures 2008, page 200; estimated from a line chart of RWE Lignite Production in the Rhenisch Mining Area.

REW's Emissions Profile (page 201) shows 158 million tonnes CO2 in 2007 in German, plus 22 million tonnes in the UK (including RWE's use of mined lignite and purchased lignite, hard coal, and natural gas. Power produced in Germany totaled 176.2 TWh (0.897 kg CO2/kWh), and 33.8 TWh in UK (0.65 kg CO2/kWh). RWE also owns nuclear plants in Germany and gas and coal plants in both countries.

RWE purchased 12.15 million tonnes from Germany, UK, Russia, South Africa, USA, Colombia, Poland, and Indonesia.

RWE used 12.9 million tonnes of hard coal, 100.1 million tonnes of lignite, and 6.8 billion cm of gas in its power plants in 2007.

Cell: P71**Comment:** Rick Heede:

RWE Facts & Figures, page 226. While RWE aims to increase gas production (to 75 million BOE by 2012), the Factbook does not detail past production. 2007 production shows 20 million BOE of gas plus 17 million BOE of oil, page 230.

RWE Dea reports gas production of 3.2 billion m³ in 2007, page 252.

Cell: M73**Comment:** Rick Heede:

RWE repport natural gas production for 2007-2010 in AnnRpt 2010 page 43.

CMS does not add gas production to RWE's overall fossil fuel production, since gas prodn is only for recent years.

Cell: E75**Comment:** Rick Heede:

AR 2010 pdf pg 43 lignite and hard coal supply chain in million tonnes. Note that the chart from RWE Facts and Figures 2008 is for lignite production only (excludes bituminous, shown here in column H).

Cell: O75**Comment:** Rick Heede:

RWE (2011) Annual report 2010.

Cell: H81**Comment:** Rick Heede:

RWE consumes 12.9 million tonnes of hard coal in its powerplants (plus 100.1 million tonnes of lignite), but hard coal is purchased.